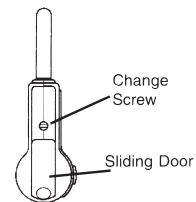
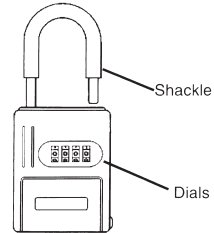


ShurLok® Directions For Use

The ShurLok operates on a patented system of two groups of combinations. One combination opens the shackle (initial factory setting on 0-0-0-0) and the second combination opens the sliding key storage door (initial factory setting on 3-3-3-3). To change the factory default settings and to set your own combination, follow the instructions below:

1. Set dials on shackle opening combination (factory setting on 0-0-0-0) and open the shackle (to insure you are on the correct shackle opening combination)
2. Use a dime or paper clip to turn the change screw 90 degrees (1/4 turn) clock-wise to the vertical position. **Never force the change screw.** If it is difficult to turn, make sure the numbers are lined up and that you have the correct combination. If you are not on the correct shackle opening combination, the change screw will not turn.
3. Set the combination to the desired shackle combination.
4. Return the change screw to the original (horizontal) position by turning counter-clockwise 90 degrees (1/4 turn).
5. The key compartment door combination is automatically set when the new shackle combination is set. Follow the chart below to find the new combination for the sliding door.



		Shackle to door conversion chart									
If Shackle Is		0	1	2	3	4	5	6	7	8	9
Door Is		3	4	5	6	7	8	9	0	1	2

Example 1: Shackle combination 7724 - The door combination would then be 0057

Example 2: Shackle combination 5510 - The door combination would then be 8843

NOTES:

- New locks can be stiff. If the lock will not open the first time, simply press down on the dials to settle them in place.
- To change your combination again in the future, always open the shackle at its current opening combination prior to turning the change screw.

Like Us on Facebook to receive notifications of product updates, give-aways, quantity discounts, etc.



www.facebook.com/ShurLokLockBox

The ShurLok Zero Locking Feature

The ShurLok can be opened in the dark or by the vision-impaired by following the below directions:

1. Roll all numbers on the dials up and away from you. By doing so, the dials will all stop on zero.
2. Count the clicks up to your combination (Hint: if you will be using this feature often, we recommend setting your combination to lower numbers that are easier to count up to)

ShurLok Products

18424 Hwy 99 Lynnwood, WA 98037

Need Help? For support, please visit: www.shurlok-products.com/support/

Patent # 381 833


Security Products



KeyGuard Pro Lock Box offers use of numbers AND easy to remember words with a familiar phone-style keypad, punch button door. More secure and better value.
www.keyguard-products.com



HitchSafe converts any standard receiver into a vault. Great for securing keys during outdoor activities where keys are a hassle or can become lost. Never be locked out again!
www.hitchsafe.com




Combi-Cam offers secure, affordable keyless function and retrofits any standard cam lock. Available in black and chrome finishes in 3 different cylinder lengths.
www.combi-cam.com



ShurLok competes well with its unique patented feature with 1 combination for shackle and another combination for key door.
www.shurlok-products.com



Combi-Bolt takes a traditional slide bolt (although far beefier) and adds 10,000 combination security to it. Great accessory add-on for sheds and gates.
www.combi-bolt.com



Combi-Cam Ultra key override & combination discovery. Easy to use dials, user friendly & high security keyway.
www.combi-cam.com



KeyGuard Combination Key Cabinet is available in 48 and 122 hooks. The key cabinet is competitively priced and has a keyless access to key storage. "Why use keys to access keys?"
combination-key-cabinet.com



SOBO High Security Padlocks are unique in that they are very high security and they sell at very affordable pricing featuring shrouded or jimmy-proof shackles and European High Security keyway.
www.sobolocks.com



Combi-Ratchet is the world's only combination ratchet lock. Comes in two styles: One for sliding glass doors and the other for hinged glass doors.
www.combi-ratchet.com



Padlockable Cam Locks allow cam locks to be secured with the flexibility of padlock and has a built in finger pull.
padlockable-cam-locks.com



Cabinet locks such as tubular locks, switch locks cylinder locks and padlocks
fjmsecurity.com/cabinet-locks.php
fjmsecurity.com/Padlocks.php



MobiSafe will secure your iPod, phone, camera, cash, etc. Use during outdoor activities for peace of mind instead of hiding under a sweatshirt or towel!
fjmsecurity.com/MobiSafe.php